









QC 3.0 Wall Charger TLL151401

-  User manual
-  Manual de utilizzare
-  Manual del usuario
-  Manuel d'utilisation
-  Manuale d'uso
-  Benutzerhandbuch



INTO YOUR FUTURE

Technical Specifications

Input: AC 100-240V~50/60Hz 0.5A Max

USB output (QC3.0): 5V/3A, 9V/2A, 12V/1.5A (18W)

Total power: 18W

Features: Smart charging technology

Material: ABS + PC

Compatibility: Designed to work with all USB-A powered devices

Safety protections: Short circuit, overcurrent, overvoltage, overtemperature

Color: White

Size: 81 x 43.4 x 25.8mm

Weight: 42g

Package includes: 1 x Wall charger, 1 x Manual

Instructions

1. Plug the charger into your wall socket.
2. Connect one end of your charging cable to your device's charging port (smartphone, power bank, portable speaker, etc.)
3. Connect the other end of the cable to the USB port of the charger.
4. Unplug your device when fully charged.