









**Magnetic battery 5000mAh, PD20W,
MagSafe compatible
TLL158461**



-  User manual
-  Manual de utilizzare
-  Manual del usuario
-  Manuel d'utilisation
-  Manuale d'uso
-  Benutzerhandbuch

A silhouette of a city skyline with various skyscrapers of different heights and shapes, set against a dark background.

INTO YOUR FUTURE


Thank you, for choosing Tellur!

Please read this user manual carefully before using the product and keep it safe for future references.

Please note! Damages caused by misuse of the product will not be covered by the product's warranty.

1. Product diagram

1. USB-C input & output port
2. LED Indicator
3. Power ON/OFF

**2. Technical specifications**

Battery: Li-polymer

Capacity: 5000mAh/19.25Wh (3.85V)

Material: Aluminum alloy and plastic

USB-C input (PD 3.0): 5V/3A, 9V/2A (18W)

USB-C output (PD 3.0): 5V/3A, 9V/2.22A, 12V/1.67A (20W)

Wireless output: 15W(Max), 10W, 7.5W, 5W

Features: MagSafe compatible, LED power indicator, Rapid recharge, Pass-through charging

Rapid recharge time: Aprox 2H with 18W Power Delivery charger

Protection functions: Short-circuit, overcharge, overdischarge, overcurrent

Dimensions: 102.5 x 66 x 9mm

Weight 112g

Available colors: Grey

MagSafe compatibility: iPhone 15, iPhone 15 Plus, iPhone 15 Pro, iPhone 15 Pro Max, iPhone 14, iPhone 14 Plus, iPhone 14 Pro, iPhone 14 Pro Max, iPhone 13, iPhone 13 Pro, iPhone 13 Pro Max, iPhone 12, iPhone 12 Pro, iPhone 12 Pro Max

Wireless charging compatibility: iPhone 15, iPhone 15 Plus, iPhone 15 Pro, iPhone 15 Pro Max, iPhone 14, iPhone 14 Plus, iPhone 14 Pro, iPhone 14 Pro Max, iPhone 13/ 13 Pro/ 13 Pro Max/ iPhone 12/ 12 Pro/ 12 Pro Max, iPhone 11/ 11 Pro/ 11 Max, iPhone XR/ X/ XS Max/ XS, iPhone8/ 8 Plus, Samsung S23 Ultra/ S23+/ S23/Samsung S22 Ultra/ S22+/ S22/ S21 Ultra/ S21+/ S21/ Note 20 Ultra/ Note 20/ S20 FE/ S20 Ultra/ S20+/ S20/ S10+/ S10/ S10e/ S9/ S9+/ S8/ Note 8/ S7 Edge, Google 5, LG G6, LG G6 Plus, LG V30 and other Qi compatible devices"

Package includes:

1 x Magnetic battery 5000mAh,

1 x USB-C to USB-C cable,

1 x Manual

3. Operating instructions

3.1 Charging your device:

Method 1

To wirelessly recharge your device:

1. Place a compatible phone on the wireless charging zone.
2. Press the power button once to activate charging for your device.

Note: Please do not place metallic objects over the wireless charging zone while charging your device.

Method 2

To cable charge your device:

Connect your device to the USB-C port of your power bank using a compatible USB cable.

NOTE: In some cases, it might be required to press the power on button once.

Use the included cable to charge compatible devices through the USB-C output of your power bank.

You can also use other cables to charge many other devices with different types of ports.

When using the USB-C or wireless charging, the LED indicator will light up accordingly to indicate the battery level of your power bank.

● LED on / ○ LED off

Indicator	Battery level
● ● ● ●	100% - 75%
● ● ● ○	75% - 50%
● ● ○ ○	50% - 25%
● ○ ○ ○	<25%

3.2 Charging your power bank:

Connect a power supply to an input port of your power bank using a compatible USB-C cable.

This power bank can be charged with a USB or USB-C power adapter or other power sources such as a USB or USB-C computer port.

In order to ensure a rapid recharge of your battery, please use a PD18W power adapter and the included cable.

⦿ Flashing / ● LED on / ○ LED off

Indicator	Battery level
⦿ ○ ○ ○ ○	0% - 25%
● ⦿ ○ ○ ○	25% - 50%
● ● ⦿ ○ ○	50% - 75%
● ● ● ⦿ ○	> 75% < 100%
● ● ● ● ●	100%

4. Troubleshooting

1. Unable to charge power bank

Check if the power adapter is the right one and if the cable is not broken.

2. Power bank unable to charge your device

- Power bank capacity is running too low. Charge your power bank first.
- Wrong connection between your power bank and the device (input port instead of output).
- Power bank failure.

5. GENERAL SAFETY INFORMATION!

- Do not place too close to the power bank, a magnetic card with a magnetic stripe or chip [ID card, bank card, etc. to avoid magnetic failure.
- Do not place metal or metal shell on the wireless charging dock.

- Please charge your power bank at least once every 3 months if not in use for a long time.
- Make sure to check that the voltage of the device you intend to charge is compatible with this power bank.
- While in use your power bank might get a bit hot. This is normal as long as the temperature does not surpass 60 °C.
- Keep your power bank dry, do not wipe with powerful chemical cleaners.
- After your device is fully charged, please unplug it from the power bank since it will keep consuming electricity at a slow rate.
- Users are responsible for using this product correctly and following the instructions provided in this manual. Misuse of this product may lead to shorten the product life and withdraws any warranty liability from the manufacturer.



Disposal and recycling information

The crossed-out wheeled-bin symbol on your product, battery, literature or packaging reminds you that all electronic products and batteries must be taken to separate waste collection points at the end of their working lives; they must not be disposed of in the normal waste stream with household garbage.

It is the responsibility of the user to dispose of the equipment using a designated collection point or service for separate recycling of waste electrical and electronic equipment (WEEE) and batteries according to local laws.

Proper collection and recycling of your equipment helps ensure EEE waste is recycled in a manner that conserves valuable materials and protects human health and the environment, improper handling, accidental breakage, damage, and/or improper recycling at the end of its life may be harmful for health and environment.