







SHADE

wireless mouse

TLL491261

-  User manual
-  Manual de utilizare
-  Manual del usuario
-  Manuel d'utilisation
-  Manuale d'uso
-  Benutzerhandbuch

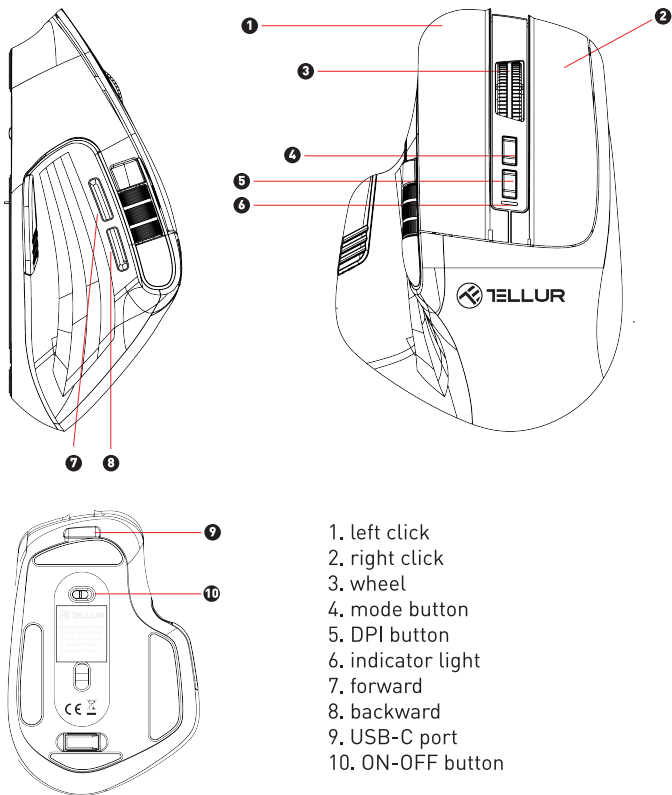


INTO YOUR FUTURE

Thank you for choosing Tellur products!

To ensure an optimum performance and safety, please read this user manual carefully before using the product. Keep this user manual safe for future references.

PRODUCT DIAGRAM



1. left click
2. right click
3. wheel
4. mode button
5. DPI button
6. indicator light
7. forward
8. backward
9. USB-C port
10. ON-OFF button

Wireless connection:

1. To turn on the mouse, toggle the power button on the bottom of the mouse
2. With a plug and play installation system, the mouse does not require any additional drivers to operate
3. Remove the nano receiver from the mouse and plug it into the USB port of your computer.
4. Press the "Devices" button until the LED on the mouse lights up the wireless sign
5. The mouse will automatically connect with the computer

Bluetooth connection:

1. To turn on the mouse, toggle the power button located at the bottom of the mouse, the device will start flashing.
2. Press the "Device" button until the LED on the mouse lights up the Bluetooth 1,2 or 3 sign.
3. Press and hold the "Device" button for 3 seconds, the Bluetooth 1/2/3 LED will start blinking rapidly.
4. On your device, look for "Mouse Shade" in the list of available Bluetooth devices.
5. Once you identify the mouse in the list of Bluetooth devices, click on its name to connect it. The LED indicator flashes when the mouse is in pairing mode and turns off when the connection is successful.

TECHNICAL SPECIFICATIONS

Connectivity: Bluetooth 5.1 + Wireless 2.4ghz

Range: up to 10 meters

Operating time: Up to 120 hours

Standby time: Up to 100 days

Charging time: Approx 4 hours

Compatible systems: Windows, MAC, IOS, Android

Multipoint technology: Up to 4 simultaneous connections

Buttons: 8+2 scrollers

Resolution: 3200 DPI

Battery capacity: 480 mAh

Charging connector: Type-C

Available colours: Black

Product dimensions: 120mm x 85mm x 50mm

Product weight: 138 gr

Package includes:

1 x Bluetooth Mouse

1 x Nano receiver

1 x USB-C charging cable

1x User manual

Disposal and recycling information

The crossed-out wheeled-bin symbol on your product, battery, literature, or packaging reminds you that all electronic products and batteries must be taken to separate waste collection points at the end of their working lives; they must not be disposed of in the normal waste stream with household garbage.



It is the responsibility of the user to dispose of the equipment using a designated collection point or service for separate recycling of waste electrical and electronic equipment (WEEE) and batteries according to local laws.

Proper collection and recycling of your equipment helps ensure EEE waste is recycled in a manner that conserves valuable materials and protects human health and the environment, improper handling, accidental breakage, damage, and/or improper recycling at the end of its life may be harmful for health and environment.