









Bluetooth audio receiver TLL622081

-  User manual
-  Manual de utilizare
-  Manual del usuario
-  Manuel d'utilisation
-  Manuale d'uso
-  Benutzerhandbuch

A silhouette of a city skyline with various skyscrapers of different heights and shapes, set against a dark background.

INTO YOUR FUTURE

Thank you for choosing Tellur products!

To ensure an optimum performance and safety, please read this user manual carefully before using the product. Keep this user manual safe for future references.

1.GENERAL SAFETY INFORMATIONS:

1.1 WARNINGS

- Use the product only for the intended purpose.
- Protect the product from dirt, moisture and overheating and use it in dry environments only.
- The battery is permanently installed and cannot be removed; dispose of the product as a whole in accordance with the statutory regulations.
- Do not open the device or continue to operate it if it becomes damaged.
- Do not attempt to service or repair the product yourself.
- Respect the technical specifications of the product and do not use it outside the declared operating parameters.

1.2 ATTENTION

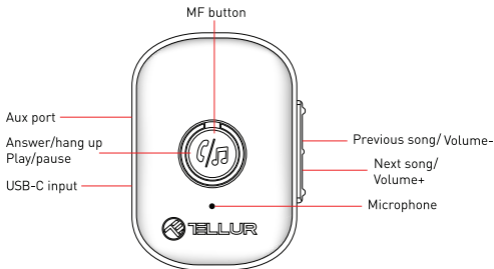
- Don't use the product if it is damaged in any way, shape, or form.
- Don't attempt to repair, disassemble, or modify this product.
- Keep out of reach of children.

1.3 MAINTENANCE

- Only clean this product using a lint-free, slightly damp cloth and do not use any harsh cleaners.
- Ensure that no water can enter the product.

2. PRODUCT OVERVIEW

2.1 PRODUCT DIAGRAM



2.2 IN THE BOX

- 1 x Bluetooth AUX car adapter,
- 1 x 3.5mm male to male connector,
- 1 x 3.5mm AUX cable,
- 1 x USB to USB-C cable,
- 1 x User manual

3. HOW TO USE

Before using it for the first time, fully charge the Bluetooth receiver using the supplied USB to USB-C cable. The LED lights up red when the unit is charging. Once the charging process is complete the LED lights up blue.

3.1 POWERING ON/OFF, MAIN CONTROLS AND FUNCTIONS

3.1.1. POWER ON/OFF

- To turn the device ON: hold down the MF button until the blue LED turns on (approx. 3 seconds).
- To turn the device OFF: hold down the MF button until the LED flashes blue (approx. 5 seconds).







3.1.2. Pairing the unit with your phone:

- Make sure that the device is switched off and turn off Bluetooth on the phone.
- Press and hold down the multifunction button for approx. 4 seconds until the LED flashes blue in alternating fashion.
- Turn on Bluetooth on the phone and select Tellur Receiver after it has been detected. The LED on the device will now flash blue to show that the unit has been paired. If pairing is unsuccessful, turn the device off and try again.

Important: if the device or the phone has been turned off or is out of range, you may need to use the menu on your phone to pair them again; or just press the multifunction button once.

3.1.3. Call pick-up / termination

- To answer a call: press the multifunction button briefly.
- To end a call: press the multifunction button briefly.
- To adjust the volume: adjust the volume directly from the car stereo.

DEVICE	
Switch ON	long press 3 sec 
Switching OFF	long press 3 sec 
CALL	
Accept calls	short pres 
Reject	long press 
Hang up	short press 
MUSIC CONTROL	
Increase volume	long press >
Decrease volume	long press <
Next track	short press >
Previous track	short press <
Play/Pause	MFB short press 

3.1.5 POWER SAVING

If the Bluetooth® receiver is not connected to a Bluetooth® device, it switches itself off within 10 minutes of not being used to protect the integrated rechargeable battery.

4. TECHNICAL SPECIFICATIONS

Bluetooth version: V5.3

Frequency: 2.402-2.48GHz

Wireless range: Up to 5 m

Profiles: A2DP, EDR, HFP

Effective radiated power: 0.1W

Operating Time: Up to 7 hrs

Stand-by time: 80 hrs

Charge time: 30 min

Battery capacity: 120mAh (3.7V)

Input: 3.5 mm Jack Plug

Charging port: USB-C (5V/1A)

Bluetooth pairing name: Tellur Receiver

Color: Grey

Material: Plastic

Product dimensions: 46 x 33 x 14mm

Product weight: 12g

Package includes:

1 x Bluetooth AUX car adapter,

1 x 3.5mm male to male connector,

1 x 3.5mm AUX cable,

1 x USB to USB-C cable,

1 x User manual

Disposal and recycling information



The crossed-out wheeled-bin symbol on your product, battery, literature or packaging reminds you that all electronic products and batteries must be taken to separate waste collection points at the end of their working lives; they must not be disposed of in the normal waste stream with household garbage.

It is the responsibility of the user to dispose of the equipment using a designated collection point or service for separate recycling of waste electrical and electronic equipment (WEEE) and batteries according to local laws.

Proper collection and recycling of your equipment helps ensure EEE waste is recycled in a manner that conserves valuable materials and protects human health and the environment, improper handling, accidental breakage, damage, and/or improper recycling at the end of its life may be harmful for health and environment.